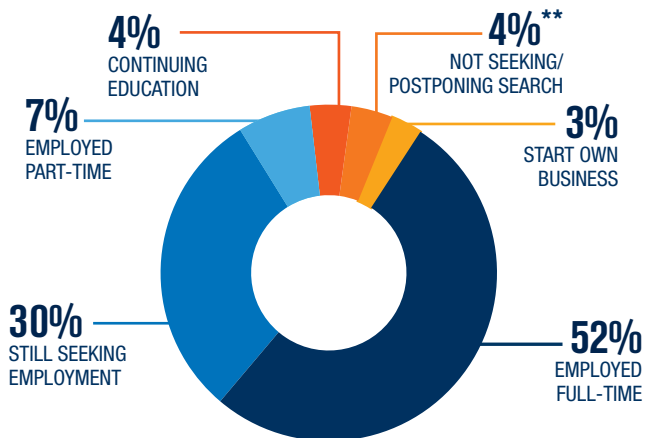


# CAREER OUTCOMES\*

2023-24  
Graduating Class

CSUF Business Students

## POST GRADUATION EMPLOYMENT STATUS



## WHERE CSUF BUSINESS UNDERGRADUATES GO

Employment by Industry



## TOP HIRING EMPLOYERS

for CSUF Business Undergraduates

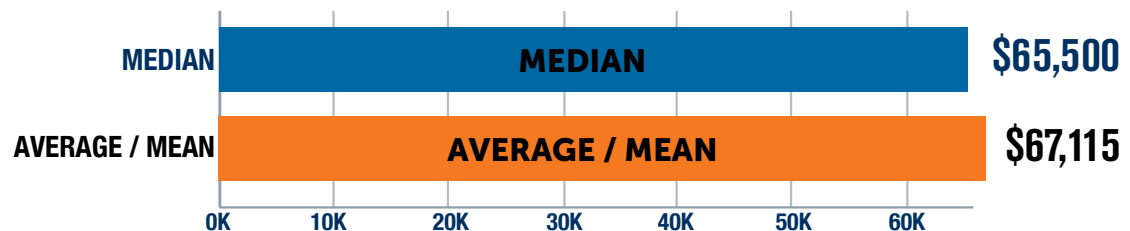


## TOP ACCOUNTING EMPLOYERS

for CSUF Business Undergraduates



## REPORTED BASE SALARIES FOR UNDERGRADUATE STUDENTS



\*Outcomes are reported according to National Association of Colleges and Employers (NACE) standards reporting 82.4% of the 2023-2024 graduating class of 2,308 undergraduate students. Data is collected at graduation and 6 months post-graduation. Percentage shown excludes students with no information available.

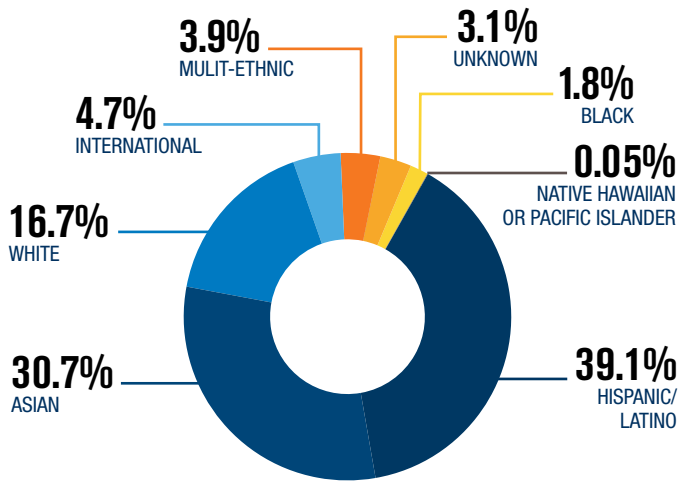
\*\*Includes delay in job search, military, etc.

\*\*\*Salary is based on full-time employment.

# UNDERGRADUATE ANNUAL REPORT 2024-2025

**Business Career Services** helps prepare undergraduate business students to **transition from college to careers** by offering business-focused resources to explore career options, implement an action plan to achieve job and internships goals, and develop relationships with the greater community. We do this through **ONE-ON-ONE CAREER ADVISING, WORKSHOPS** and **EMPLOYER ENGAGEMENT**.

## 2024-2025 STUDENT ETHNICITY



## BUSINESS CAREER FAIR

FALL 2024

### BUSINESS CAREER FAIR



**62**  
COMPANIES

**877\*\***  
STUDENTS

## JOB AND INTERNSHIP POSTINGS



TOTAL BUSINESS-RELATED OPPORTUNITIES ON *Handshake* **131,883\***

\*Inclusive of:



FULL-TIME OPPORTUNITIES  
**83,456**



INTERNSHIP OPPORTUNITIES  
**32,259**



PART-TIME OPPORTUNITIES  
**16,167**

## CAREER ADVISING AND COUNSELING

**1,445**  
TOTAL ADVISING SESSION ATTENDEES



**2,917**  
TOTAL EMPLOYER EVENT ATTENDEES



**3,768\*\***  
TOTAL OUTREACH EVENT ATTENDEES



**2,556**  
TOTAL WORKSHOP ATTENDEES



**11,557\*\***  
TOTAL STUDENT CAREER CONNECTIONS

\*\*Include graduate and undergraduate students