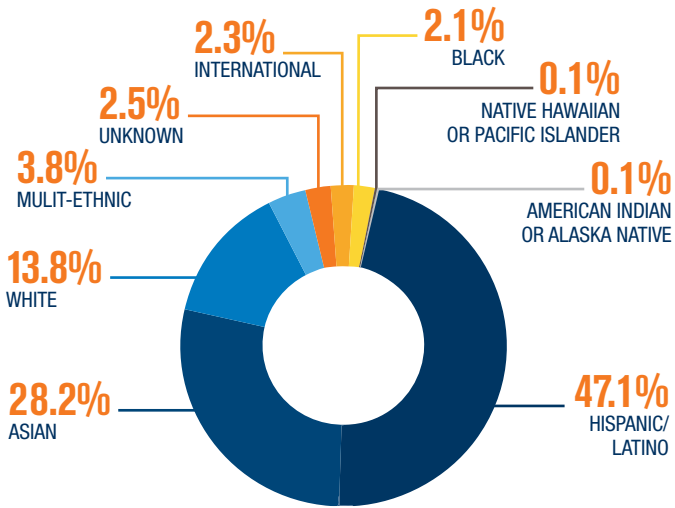


# UNDERGRADUATE ANNUAL REPORT 2023-2024

**Business Career Services** helps prepare undergraduate business students to **transition from college to careers** by offering business-focused resources to explore career options, implement an action plan to achieve job and internships goals, and develop relationships with the greater community. We do this through **ONE-ON-ONE CAREER ADVISING, WORKSHOPS** and **EMPLOYER ENGAGEMENT**.

## 2023-2024 STUDENT ETHNICITY



## BUSINESS CAREER FAIR

FALL 2023  
BUSINESS CAREER FAIR



**78**  
COMPANIES

**789\*\***  
STUDENTS

## JOB AND INTERNSHIP POSTINGS



TOTAL BUSINESS-RELATED OPPORTUNITIES ON **Handshake** **38,862\***

\*Inclusive of:



FULL-TIME OPPORTUNITIES  
**24,741**



INTERNSHIP OPPORTUNITIES  
**11,838**



PART-TIME OPPORTUNITIES  
**2,283**

## CAREER ADVISING AND COUNSELING

**1,225**  
TOTAL ADVISING SESSION ATTENDEES



**3,357**  
TOTAL EMPLOYER EVENT ATTENDEES



**4,368\*\***  
TOTAL OUTREACH EVENT ATTENDEES



**2,059**  
TOTAL WORKSHOP ATTENDEES



**11,915\*\***  
TOTAL STUDENT CAREER CONNECTIONS

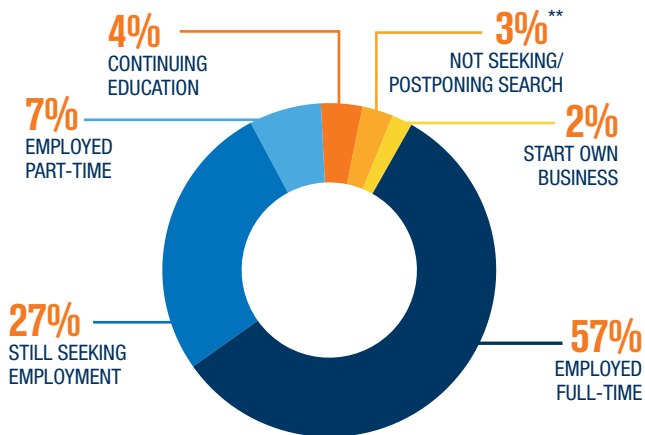
\*\*Include graduate and undergraduate students

# CAREER OUTCOMES\*

2022-23  
Graduating Class

CSUF Business Students

## POST GRADUATION EMPLOYMENT STATUS



## WHERE CSUF BUSINESS UNDERGRADUATES GO

Employment by Industry



## TOP HIRING EMPLOYERS

for CSUF Business Undergraduates

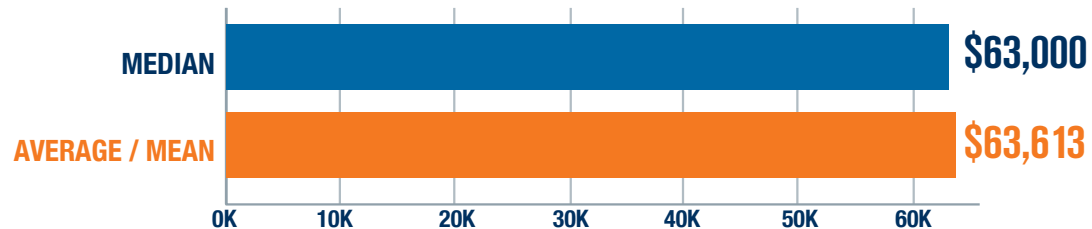


## TOP ACCOUNTING EMPLOYERS

for CSUF Business Undergraduates



## REPORTED BASE SALARIES FOR UNDERGRADUATE STUDENTS



\*Outcomes are reported according to National Association of Colleges and Employers (NACE) standards reporting 84.9% of the 2022-2023 graduating class of 2171 undergraduate student. Data is collected at graduation and 6 months post-graduation. Percentage shown excludes students with no information available.

\*\*Includes delay in job search, military, etc.