



The Mihaylo Community

on Titanium

A complete guide to how to effectively use and get the most out of
your online community

Portal Login

To gain access to The Mihaylo Community, you will need to log on to www.fullerton.edu and log in to your portal.

The screenshot displays the top navigation bar of the California State University Fullerton website. The 'PORTAL LOGIN' section is highlighted with a yellow arrow pointing to the 'Username' and 'Password' input fields, which are circled in red. The 'Login' button is also visible. Below the navigation bar, the main content area features a large image of a woman and two students in a classroom setting. To the right of the image is a news article titled 'Alumna Receives Presidential Award'. The left sidebar contains a list of quick links and a search bar. The bottom of the page features several promotional banners, including one for 'Important SPRING 2011 ADMISSION Announcement' and another for 'CAMPUS BUDGET INFORMATION'.

PORTAL LOGIN Username Password Login

Is this secure?
Forgot Password

CALIFORNIA STATE UNIVERSITY
FULLERTON

SEARCH: CSUF WEB CSUF PEOPLE
Search CSUF Go

HOME CURRENT STUDENTS ALUMNI FUTURE STUDENTS & STAFF COMMUNITY & VISITORS INTERNATIONAL ESPAÑOL

ABOUT CAL STATE FULLERTON
ACADEMICS
ADMISSIONS
STUDENT SERVICES
ADMINISTRATION
LIBRARY
RESEARCH
IRVINE CAMPUS
ASSOCIATED STUDENTS, INC.

ADDITIONAL QUICK LINKS:
Please Select

A-Z Index | Directory
Bookstore | Ask The Titans
Parking | Maps & Directions
Jobs @ CSUF
College Portrait

emergency preparedness
university police

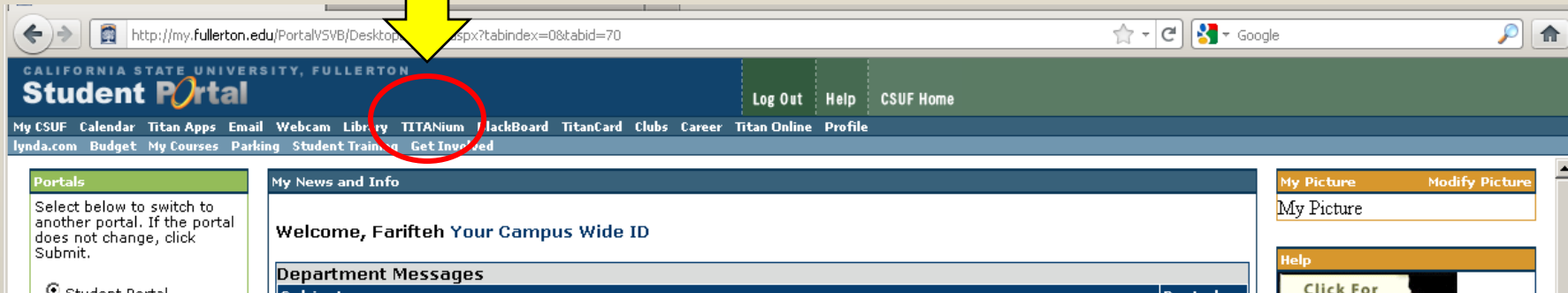
Alumna Receives Presidential Award
Colette Masucci Bos (B.S. earth science '81), once among a small cadre of women studying geological science back in the early 1980s, is now one of a select few K-12 educators to receive the nation's highest teaching honor: the Presidential Award for Excellence in Mathematics and Science Teaching.

(view all) Next >>


Important SPRING 2011 ADMISSION Announcement
CAMPUS BUDGET INFORMATION
STRATEGIC INITIATIVES of the Philanthropic Foundation

Titanium Login

Once you are logged into your portal, you will need to click the “Titanium” tab at the top of the page.



Then on the next page, click on “Titanium Communities”



If you don't see Titanium...

The screenshot shows the CSUF Student Portal interface. The top navigation bar includes links for Log Out, Help, CSUF, and Profile. The Profile section on the left contains user information and a 'What is a Campus Wide ID' link. The Portal Tabs section on the right contains a table of active and inactive tabs. The 'Titanium' tab is highlighted in blue in the table and circled in red.

Tab Name	Show / Hide	Update
My CSUF	<input checked="" type="checkbox"/> Show only	<input type="button" value="Update"/>
Calendar	<input checked="" type="checkbox"/>	<input type="button" value="Update"/>
Titan Apps	<input checked="" type="checkbox"/>	<input type="button" value="Update"/>
Email	<input checked="" type="checkbox"/>	<input type="button" value="Update"/>
Webcam	<input checked="" type="checkbox"/>	<input type="button" value="Update"/>
Library	<input checked="" type="checkbox"/>	<input type="button" value="Update"/>
BlackBoard	<input checked="" type="checkbox"/>	<input type="button" value="Update"/>
TITANIum	<input checked="" type="checkbox"/>	<input type="button" value="Update"/>
TitanCard	<input checked="" type="checkbox"/>	<input type="button" value="Update"/>
Clubs	<input checked="" type="checkbox"/>	<input type="button" value="Update"/>
Career	<input checked="" type="checkbox"/>	<input type="button" value="Update"/>
Titan Online	<input checked="" type="checkbox"/>	<input type="button" value="Update"/>
lynda.com	<input checked="" type="checkbox"/>	<input type="button" value="Update"/>
Budget	<input checked="" type="checkbox"/>	<input type="button" value="Update"/>
My Courses	<input checked="" type="checkbox"/>	<input type="button" value="Update"/>
Parking	<input checked="" type="checkbox"/>	<input type="button" value="Update"/>
Student Training	<input checked="" type="checkbox"/>	<input type="button" value="Update"/>
Get Involved	<input checked="" type="checkbox"/>	<input type="button" value="Update"/>

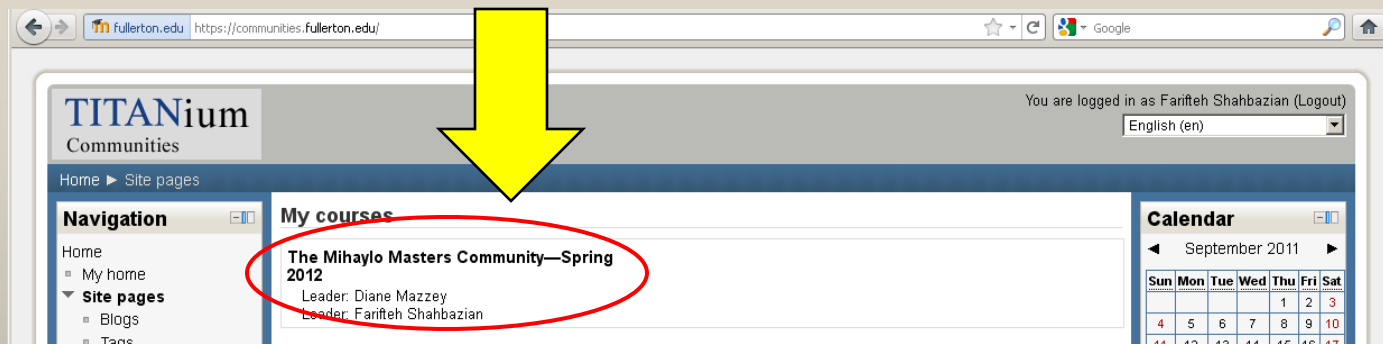
- If you don't see the Titanium tab, you will need to click on "profile", then select Titanium and click update.
- Once you refresh the page, you should see the Titanium tab appear at the top.
- If this does not work, please use the contact information at the end of this PowerPoint slide to ask for assistance.
- Once you see the Titanium tab, click on it, then click Titanium communities.

Titanium Login Continued

You are now logged into Titanium. Under “My Courses” you should see your Mihaylo Community listed on this page

Click on “The Mihaylo Community—Spring 2012”

(Note: Depending on which program your are in, your community is titled to reflect that.)



If you do not see your Mihaylo Community, you can use the contact information provided at the end of this PowerPoint to ask for assistance.

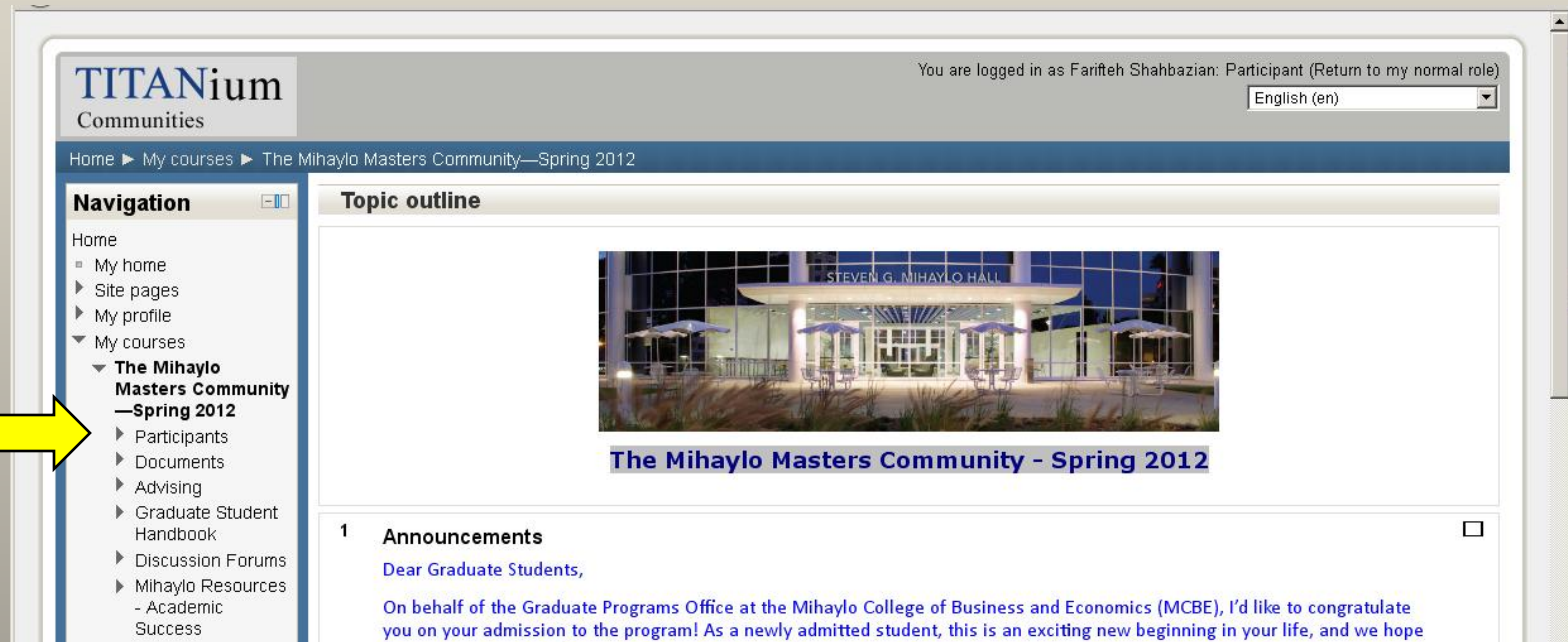
Mihaylo Community Main Page

You are now logged in to the main page of your Mihaylo Community.

Be sure to scroll down the page to view all of the sections.

On the left hand side, you have a navigation menu to help you move through the community.

In the next slides, please view all of the different sections and why it is important to access them.



The screenshot displays the TITANIum Communities interface. At the top left, the logo reads "TITANIum Communities". In the top right corner, it states "You are logged in as Fariteh Shahbazian: Participant (Return to my normal role)" with a language dropdown menu set to "English (en)". The breadcrumb trail shows "Home > My courses > The Mihaylo Masters Community—Spring 2012".

The left sidebar contains a "Navigation" menu with the following items:

- Home
 - My home
 - Site pages
 - My profile
- My courses
 - The Mihaylo Masters Community—Spring 2012**
 - Participants
 - Documents
 - Advising
 - Graduate Student Handbook
 - Discussion Forums
 - Mihaylo Resources - Academic Success

A large yellow arrow points to the "The Mihaylo Masters Community—Spring 2012" section in the navigation menu.

The main content area features a "Topic outline" section with a photograph of "STEVEN G. MIHAYLO HALL" at night. Below the photo is the heading "The Mihaylo Masters Community - Spring 2012".

Below the photo is an "Announcements" section with the following text:

1 Announcements

Dear Graduate Students,

On behalf of the Graduate Programs Office at the Mihaylo College of Business and Economics (MCBE), I'd like to congratulate you on your admission to the program! As a newly admitted student, this is an exciting new beginning in your life, and we hope

Announcements

In the “Announcements” section, you will frequently see important messages from your advisor. Be sure to check back often for updated announcements.



My profile
My courses
▼ **The Mihaylo Masters Community—Spring 2012**
▶ Participants
▶ Documents
▶ Advising
▶ Graduate Student Handbook
▶ Discussion
▶ Academic Success
▶ The Mihaylo Irvine Community—Spring 2012
▶ The Mihaylo MBA Community—Spring 2012

Settings
▼ Switch role to ...
👤 Return to my normal role
▶ My profile settings



The Mihaylo Masters Community - Spring 2012

Announcements

Dear Graduate Students,

On behalf of the Graduate Programs Office at the Mihaylo College of Business and Economics (MCBE), I'd like to congratulate you on your admission to the program! As a newly admitted student, this is an exciting new beginning in your life, and we hope that your experience here at MCBE is a great one!

The Mihaylo Masters Community—Spring 2012 was designed specifically for you. Please take some time and go through the Community to get familiar with all of the features it has to offer.

Be sure to access your “Welcome Packet” in the “Documents” section. There you will find pertinent information about your admission and study plan. You will also need to submit your Ethics Quiz in this section. For details, please make sure to read your Graduate Student Handbook.

If you have any questions about your documents, or would like to make an appointment to see your advisor, please use the “Advising” section.

Also, take some time to view the “Discussion Forum” section and start getting connected to your fellow classmates!

Remember, you can find answers to the majority of your questions in your online Graduate Student Handbook.

Sincerely,
Farifteh Shahbazian
New Admit Advisor
Mihaylo College of Business and Economics

Instructions

As you scroll down, you will see that in the “Instructions” section you will find this PowerPoint as well for when you have questions about how to navigate the Mihaylo Community

The screenshot shows a course page with a left sidebar containing a 'Settings' menu with options like 'Course administration', 'Turn editing on', 'Edit settings', 'Users', 'Grades', 'Backup', 'Restore', 'Import', 'Reset', and 'Question bank'. The main content area has a header with navigation links and a paragraph of text. A yellow arrow points to the 'Instructions' section, which is circled in red. Below it is the 'Documents' section with a link to a 'Welcome Packet' and an 'Ethics Quiz'. The 'Advising' section is partially visible at the bottom.

Community—Spring 2012
The Mihaylo MBA Community—Spring 2012

Settings

- Course administration
 - Turn editing on
 - Edit settings
 - Users
 - Grades
 - Backup
 - Restore
 - Import
 - Reset
 - Question bank
- Switch role to...
- My profile settings

Be sure to access your “Welcome Packet” in the “Documents” section. There you will find pertinent information about your admission and study plan. You will also need to submit your Welcome Packet and Ethics Quiz in this section. For details, please make sure to read your Graduate Student Handbook.

If you have any questions about your documents, or would like to make an appointment to see your advisor, please use the “Advising” section.

Also, take some time to view the “Discussion Forum” section to start getting connected to your fellow classmates!

Remember, you can find answers to the majority of your questions in your online Graduate Student Handbook.

Sincerely,
Farifteh Shahbazian
New Admit Advisor
Mihaylo College of Business and Economics

2 **Instructions**

Click and download the PowerPoint below for detailed instructions on how to navigate your Mihaylo Community.

Instructional Powerpoint

3 **Documents**

IMPORTANT! Be sure to click and download your Welcome Packet below and upload the results of your Ethics Quiz in this section.

[Click Here To View Your Welcome Packet & Submit Your Ethics Quiz](#)

4 **Advising**

All advising is by appointment only and must be scheduled online using our appointment calendar (see link below). If you are a newly admitted student or are in your first semester in the program, please select the New Admit Student Consultation calendar. If you are a student in your second semester or beyond, please use the appropriate calendar for your needs to meet with the Assistant Director of Academic Support Services, Dana Wiggins.

Documents

Further down the page, you will see the “Documents” Section. It is very **IMPORTANT** that you click on the link to access your **Welcome Packet** which includes important documents like your advising worksheet and recommended enrollment, so be sure to download this link!

The “Documents” page is also where you will need to upload and submit the results page of your Ethics Quiz. Please view the following slides for more detailed information.

New Admit Advisor
Mihayo College of Business and Economics

2 **Instructions**

Click and download the PowerPoint below for instructions on how to navigate your Mihayo Community.

Instructional Powerpoint

3 **Documents**

IMPORTANT! Be sure to click and download your Welcome Packet below and upload the results of your Ethics Quiz in this section.

[Click Here To View Your Welcome Packet & Submit Your Ethics Quiz](#)

4 **Advising**

All advising is by appointment only and must be scheduled online using our appointment calendar (see link below). If you are a newly admitted student or are in your first semester in the program, please select the New Admit Student Consultation calendar. If you are a student in your second semester or beyond, please use the appropriate calendar for your needs to meet with the Assistant Director of Academic Support Services, Diane Mazzey.

Documents continued

IMPORTANT: When you click on the link for your Welcome Packet, you will see the screen below. Click and download the document that contains your Welcome Packet information which may include pre-requisite requirements, your advising worksheet, and your recommended enrollment for your first semester.

The screenshot shows a Blackboard submission page. The breadcrumb trail at the top reads: Home > My courses > The Mihaylo Masters Community—Spring 2012 > Documents > ... your welcome Packet & Submit your Ethics Quiz > View my submission. The date and time are Monday, 19 September 2011, 01:46 PM. A navigation menu on the left includes links like Home, My home, Site pages, profile, courses, Mihaylo Masters Community—Spring, and a highlighted 'Welcome Packet' link. The main content area shows 'Submission feedback' from Farifteh Shahbazian on Monday, 19 September 2011, 01:40 PM. A blue banner reads 'PLEASE CLICK AND DOWNLOAD THE LINK BELOW TO ACCESS YOUR WELCOME PACKET'. Below it, a red circle highlights a link that says 'CLICK HERE FOR YOUR WELCOME PACKET'. A yellow arrow points from the left towards this link. At the bottom, a 'Submission' section shows 'No files submitted yet' and an 'Upload files' button. The 'Settings' menu on the left includes 'View my submission'.

Home > My courses > The Mihaylo Masters Community—Spring 2012 > Documents > ... your welcome Packet & Submit your Ethics Quiz > View my submission

Monday, 19 September 2011, 01:46 PM

Navigation

- Home
- My home
- Site pages
- profile
- courses
- Mihaylo Masters Community—Spring
- Documents
- ... your welcome Packet & Submit your Ethics Quiz
- Advising
- Welcome Seminar
- Discussion Forum
- Graduate Student Handbook
- Mihaylo Resources - Academic Success
- The Mihaylo Irvine Community—Spring 2012
- The Mihaylo MBA Community—Spring 2012

Settings

- Assignment administration
 - View my submission**
 - Submitted Monday, 19 September 2011

Submission feedback

Farifteh Shahbazian
Monday, 19 September 2011, 01:40 PM

Grade: -

PLEASE CLICK AND DOWNLOAD THE LINK BELOW TO ACCESS YOUR WELCOME PACKET

CLICK HERE FOR YOUR WELCOME PACKET

Submission
No files submitted yet

Upload files

Documents continued

IMPORTANT: This is also where you will be submitting the results page of your completed Ethics Quiz. You will need to read through [Step 3 of your Graduate Student Handbook](#), follow the instructions for completing the Ethics Quiz online, then follow the instructions for how to obtain the results, create a PDF document or a screen shot of the results page, and upload that document here (view arrow below).

*******Once you have completed the Ethics Quiz and read through Step 3, then come back to this page and **please click “Upload files”...**

Submission feedback

Farifteh Shahbazian
Monday, 19 September 2011, 01:40 PM

Grade: -

PLEASE CLICK AND DOWNLOAD THE LINK BELOW TO ACCESS YOUR WELCOME PACKET

****After you have reviewed your Welcome Packet, be sure to visit step 4 of your GSH, complete the ethics quiz, and upload your results page using the "upload files" button below.**

[CLICK HERE FOR YOUR WELCOME PACKET](#)

Submission
No files submitted yet

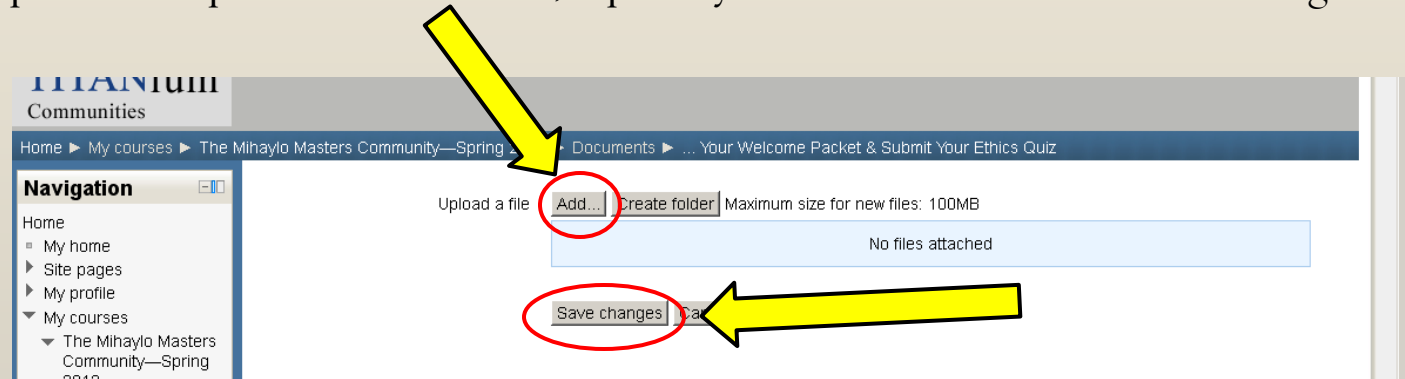
[Upload files](#)

Settings

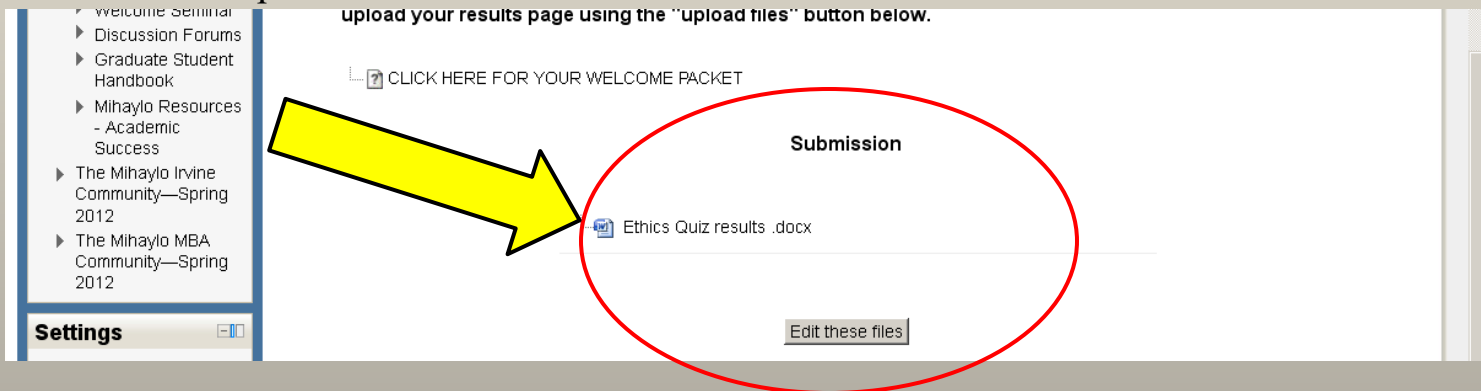
- My home
- Site pages
- My profile
- My courses
 - The Mihaylo Masters Community—Spring 2012
 - Participants
 - Instructions
 - Documents
 - ... Your Welcome Packet & Submit Your Ethics Quiz**
 - Advising
 - Welcome Seminar
 - Discussion Forums
 - Graduate Student Handbook
 - Mihaylo Resources - Academic Success
 - The Mihaylo Irvine Community—Spring 2012
 - The Mihaylo MBA Community—Spring 2012

Documents continued

When you click “**Upload files**” you will be taken to a page where you can add a file from your computer and upload it. Click “Add,” upload your file and then click “Save Changes” to submit it.



When you click “Save Changes” you will then be taken back to the previous page and will see your document uploaded.



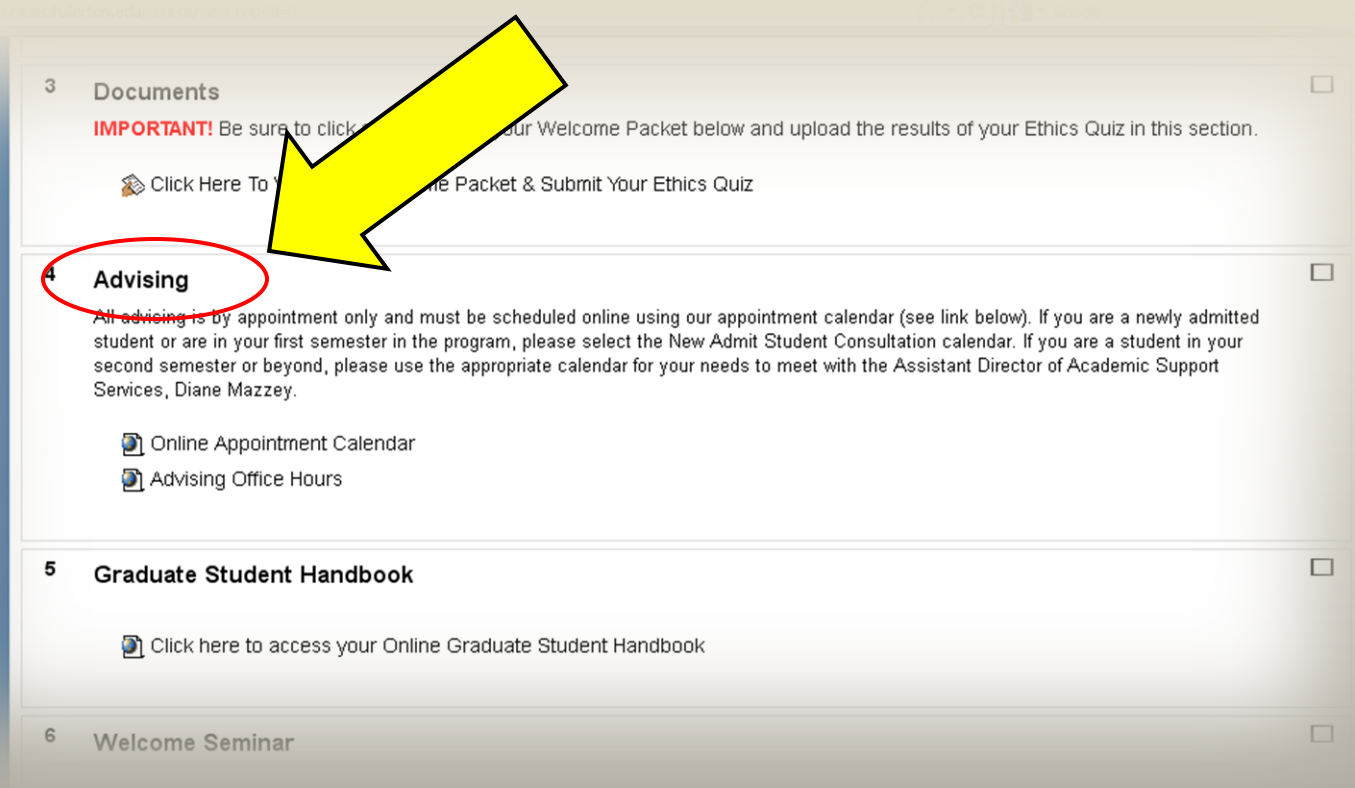
Your submission is now complete! **NOTE: You do NOT need to confirm with your advisor on whether or not your Ethics Quiz is received. If you see it uploaded on this page, this means it has been received and your advisor has access to it.**

Advising

Scroll down to the “Advising” section

In this section you will find:

- Link to the appointment calendar to book appointments
- Link to view Advising Hours
- Other Important Advising information and events



The screenshot shows a vertical list of menu items on a website. The items are numbered 3, 4, 5, and 6. Item 3 is 'Documents' with a red 'IMPORTANT!' notice and a link to 'Click Here To Upload Your Welcome Packet & Submit Your Ethics Quiz'. Item 4 is 'Advising', which is circled in red and has a large yellow arrow pointing to it. Item 5 is 'Graduate Student Handbook' with a link to 'Click here to access your Online Graduate Student Handbook'. Item 6 is 'Welcome Seminar'. Each item has a small square icon to its right.

3 Documents

IMPORTANT! Be sure to click [here](#) to upload your Welcome Packet below and upload the results of your Ethics Quiz in this section.

[Click Here To Upload Your Welcome Packet & Submit Your Ethics Quiz](#)

4 **Advising**

All advising is by appointment only and must be scheduled online using our appointment calendar (see link below). If you are a newly admitted student or are in your first semester in the program, please select the New Admit Student Consultation calendar. If you are a student in your second semester or beyond, please use the appropriate calendar for your needs to meet with the Assistant Director of Academic Support Services, Diane Mazzey.

[Online Appointment Calendar](#)

[Advising Office Hours](#)

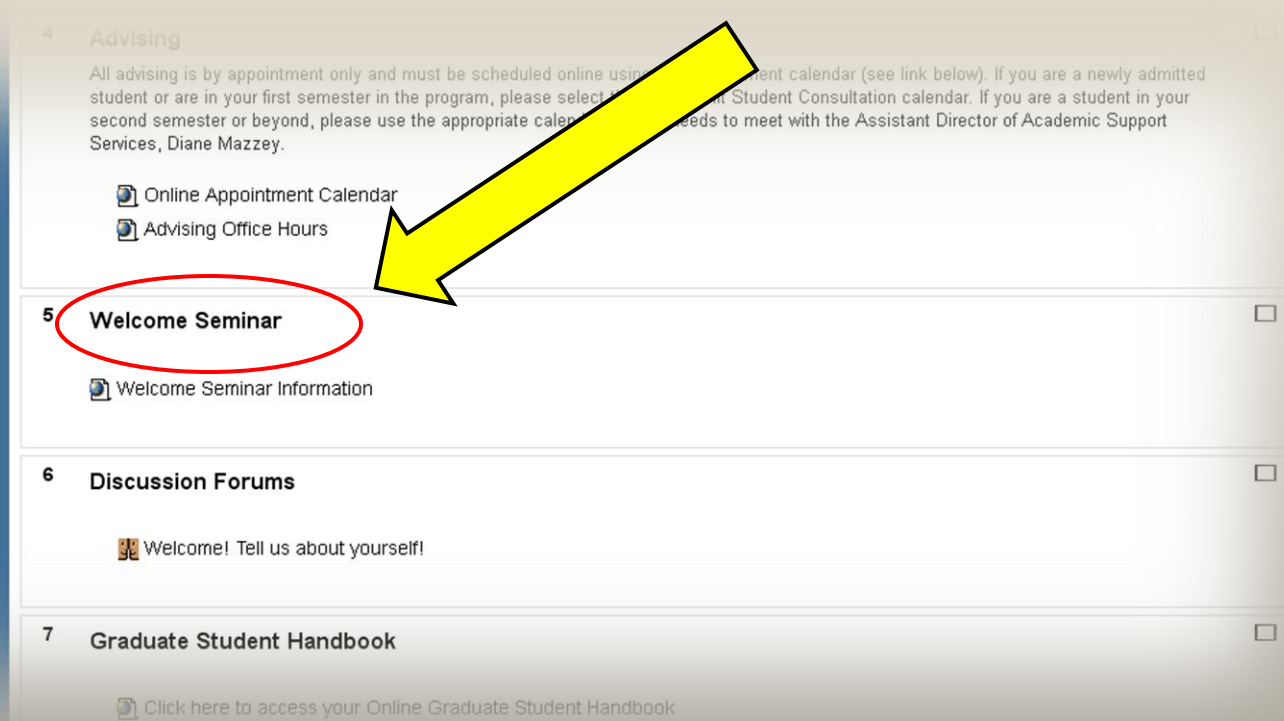
5 **Graduate Student Handbook**

[Click here to access your Online Graduate Student Handbook](#)

6 **Welcome Seminar**

Welcome Seminar

The “Welcome Seminar” section provides information on the upcoming mandatory Welcome Seminar including dates and times and what to bring.



4 **Advising**

All advising is by appointment only and must be scheduled online using the Online Appointment calendar (see link below). If you are a newly admitted student or are in your first semester in the program, please select the Student Consultation calendar. If you are a student in your second semester or beyond, please use the appropriate calendar. If you have any questions or needs to meet with the Assistant Director of Academic Support Services, Diane Mazzey.

- [Online Appointment Calendar](#)
- [Advising Office Hours](#)

5 **Welcome Seminar**

- [Welcome Seminar Information](#)

6 **Discussion Forums**

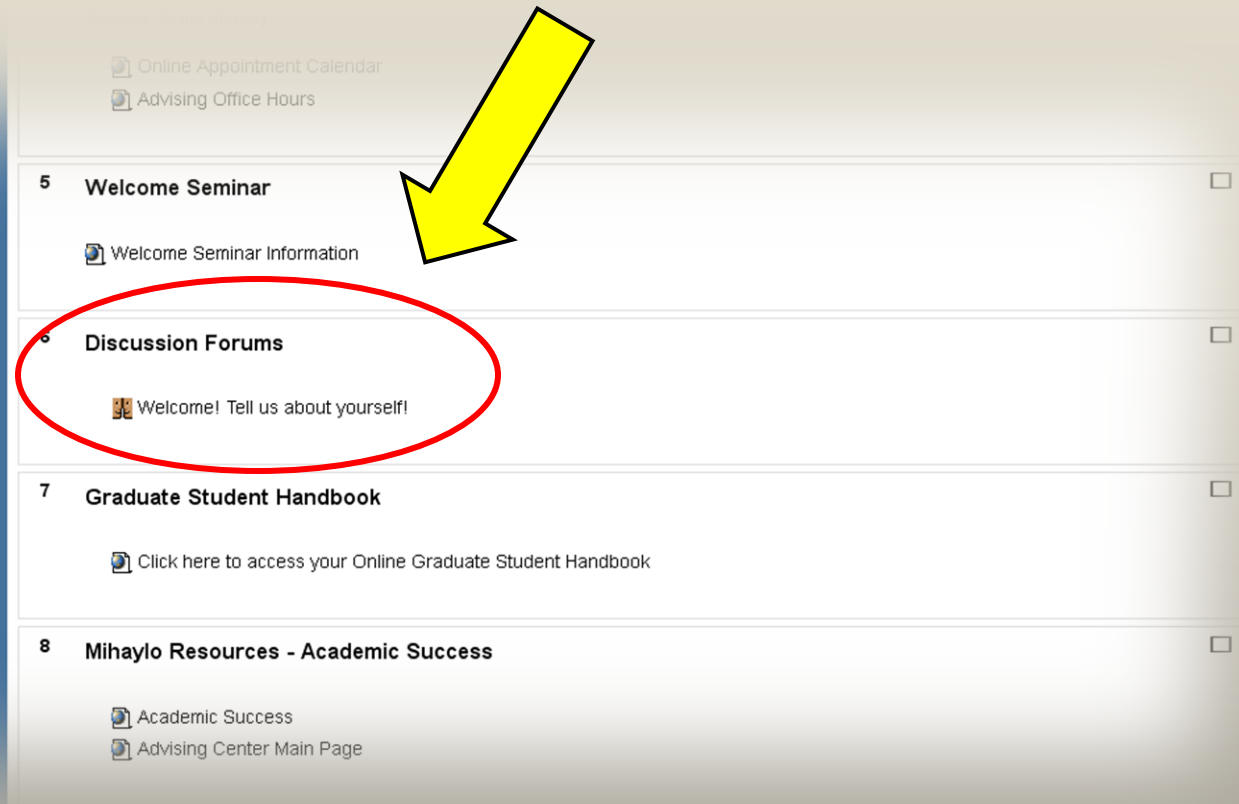
- [Welcome! Tell us about yourself!](#)

7 **Graduate Student Handbook**

- [Click here to access your Online Graduate Student Handbook](#)

Discussion Forum

As you scroll down, you will see the “Discussion Forums” Section. This is an excellent way to get in touch with and communicate with your classmates. Here you can post discussion topics and reply to each other’s messages. Take a moment to tell us about yourself!



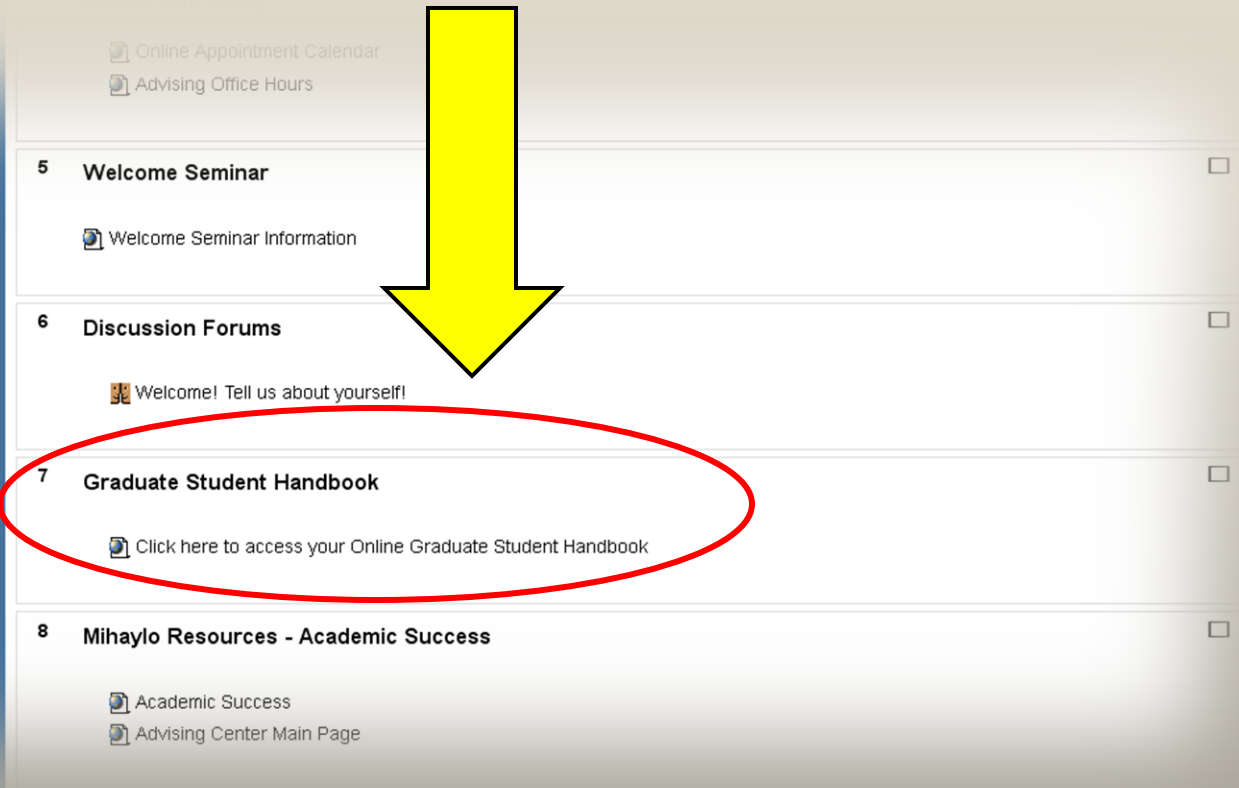
The screenshot shows a vertical navigation menu with several items. At the top, there are two links: "Online Appointment Calendar" and "Advising Office Hours". Below these are three main menu items, each with a small square icon to its right:

- 5 Welcome Seminar**
 - Welcome Seminar Information
- 6 Discussion Forums**
 - Welcome! Tell us about yourself!
- 7 Graduate Student Handbook**
 - Click here to access your Online Graduate Student Handbook
- 8 Mihaylo Resources - Academic Success**
 - Academic Success
 - Advising Center Main Page

A red circle highlights the "Discussion Forums" item and its sub-link. A yellow arrow points from the top right towards the "Discussion Forums" item.

Graduate Student Handbook

Be sure to read through your entire Graduate Student Handbook (GSH), which you can access through the “Graduate Student Handbook” section. All students are responsible for becoming familiar with the GSH and referencing it through their graduate program.

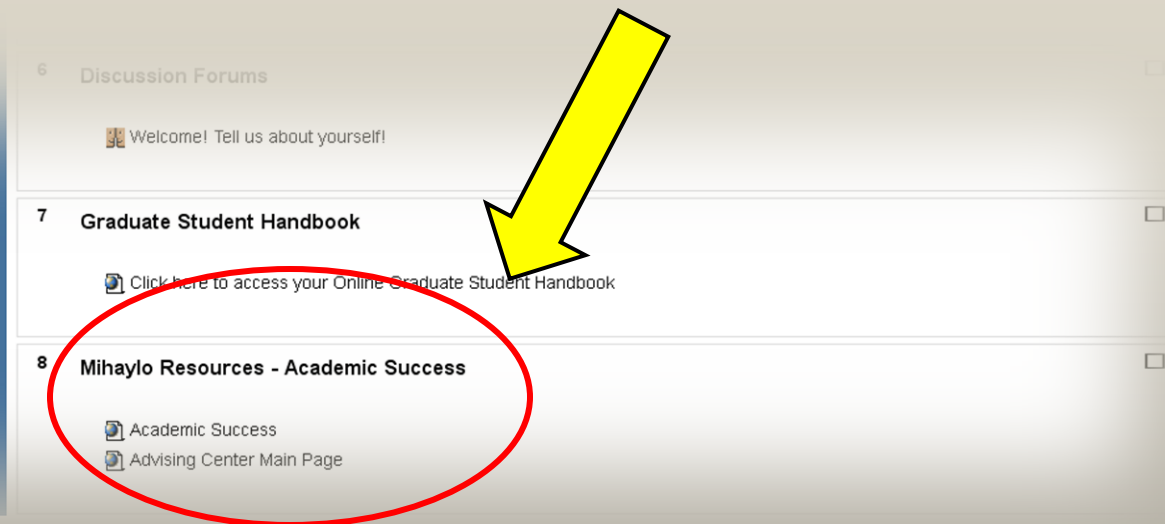


The image shows a screenshot of a navigation menu with several items. A large yellow arrow points downwards from the top of the menu towards the 'Graduate Student Handbook' item. A red oval highlights the 'Graduate Student Handbook' item and its associated link.


- Online Appointment Calendar
- Advising Office Hours
- 5 Welcome Seminar**
- Welcome Seminar Information
- 6 Discussion Forums**
- Welcome! Tell us about yourself!
- 7 Graduate Student Handbook**
- Click here to access your Online Graduate Student Handbook
- 8 Mihaylo Resources - Academic Success**
- Academic Success
- Advising Center Main Page

Mihaylo Resources – Academic Success


The “Mihaylo Resources – Academic Success” section is where you will find valuable links to sites and WebPages that will help you be successful in your graduate program.





6 Discussion Forums


 Welcome! Tell us about yourself!

7 **Graduate Student Handbook**

 [Click here to access your Online Graduate Student Handbook](#)

8 **Mihaylo Resources - Academic Success**

-  [Academic Success](#)
-  [Advising Center Main Page](#)

 Moodle Data for this page

Questions?

If you have any questions about how to navigate the Mihaylo Community, you can contact:

New Admit Advisor (in your first semester)

Lauren Krupa | (657)278-7436 | newadmit@fullerton.edu

Graduate Senior Advisor (in second semester and beyond for MBA, MSA, MST, & MSIS)

Farifteh Shahbazian | (657)278-4690 | fshahbazian@fullerton.edu

Assistant Director of Graduate Academic Support Services

(in your second semester and beyond for FEMBA, FTMBA, MSIT, TAXO, and MA Econ)

Diane Mazzey | (657)278-2417 | dmazzey@fullerton.edu