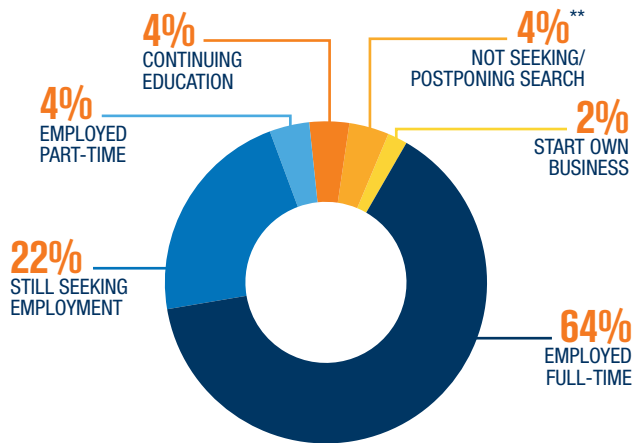


CAREER OUTCOMES*

2021-22
Graduating Class

CSUF Business Students

UNDERGRADUATE EMPLOYMENT STATUS



WHERE CSUF BUSINESS UNDERGRADUATES GO

Employment by Industry



TOP HIRING EMPLOYERS

for CSUF Business Undergraduates

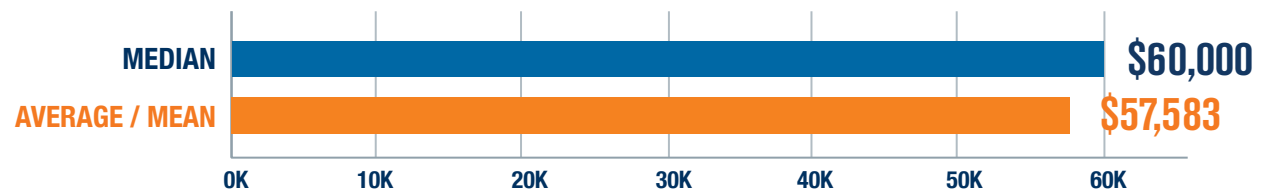


TOP ACCOUNTING EMPLOYERS

for CSUF Business Undergraduates



REPORTED BASE SALARIES FOR UNDERGRADUATE STUDENTS



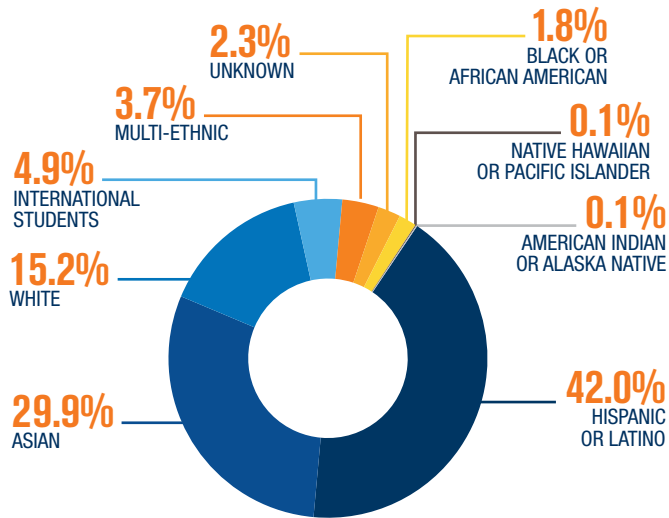
*Outcomes are reported according to National Association of Colleges and Employers (NACE) standards representing 84.7% of the 2021-2022 graduating class of 2,231 undergraduate students. Data is collected at graduation and 6 months post-graduation. Percentage shown excludes students with no information available.

**Includes delay in job search, military, etc.

UNDERGRADUATE ANNUAL REPORT 2022-2023

Business Career Services helps prepare undergraduate business students to **transition from college to careers** by offering business-focused resources to explore career options, implement an action plan to achieve job and internship goals, and develop relationships with the greater community. We do this through **ONE-ON-ONE CAREER ADVISING, WORKSHOPS** and **EMPLOYER ENGAGEMENT**.

FALL 2022 STUDENT ETHNICITY



JOB AND INTERNSHIP POSTINGS



BUSINESS CAREER FAIRS



CAREER ADVISING AND COUNSELING



**Include graduate and undergraduate students